

Post and Assess

Overview

The post and assess tool allows the student to post an assignment and be assessed by their fellow student. The instructor posts the assignment and can monitor results as they come in.

Useful Applications

With this application Instructors can:

- **Create Assignments** - instructor can posts a topic and the due dates
- **Assign Assessments** - instructors can either have the system automatically assign students to assess eachother or manually assign them.

How to use this tool

Copy the url/link below into either on a web page or as a Web Content tool in your Sakai course:

https://cle.nps.edu/access/content/group/13ad9e4b-0ccf-487d-80fd-b5df975e7b80/tools/ced3_apps/postassess.html

Screenshots (Examples of Post & Asses)

The home page of Post & Assess shows a list of assignments with due dates.

[Post & Assess](#)

	Title	Status	Post Dates	Assess Dates	View Results Date
1	CED3 All Hands	completed	7/30/10 8:45 AM 8/6/10 8:45 AM	8/7/10 8:45 AM 8/11/10 8:45 AM	8/13/10 8:45 AM
2	Module 1 P&A (What is HSI?)	completed	10/15/11 3:19 PM 10/15/11 3:19 PM	10/15/11 3:19 PM 10/15/11 3:19 PM	10/15/11 3:19 PM
3	test	completed	6/17/12 2:00 PM 6/17/12 2:00 PM	6/18/12 2:00 PM 6/22/12 2:00 PM	6/25/12 2:00 PM




When posting the student has the optio

Your Post

Enter a title and your response below.

Post Title:

Your Post:

B *I* U | ABC   

Path: p

[Attachments](#)

Click the **Submit** button to save your po

Submit

When the Post & Assess is complete students can see what other students posted.

 **Post & Assess** 

[← Back to Post & Assess List](#)

Module 1 P&A (What is HSI?)

Click the title of the post to view the post, assessments, and instructor comments.

Your Post

 [My Post](#) (Not Graded)

Other Posts
