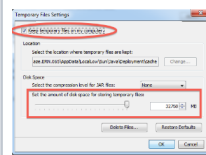


# Connect to Collaborate with Windows

## Minimum Windows System Requirements

- Java must be installed
  - with "Keep temporary Files on my computer" checked
  - at least 20MB of disk space allocated for temporary file storage
- Internet Explorer 9 or greater or another browser: Firefox 64-bit, Chrome, etc.
- At this time Edge is not supported

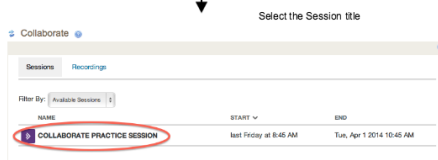
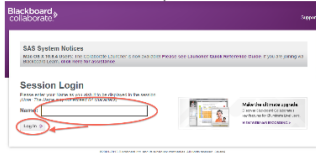


These settings available from the **Windows Control Panel > Java Control Panel > General Tab > Settings** button under Temporary Internet Files area

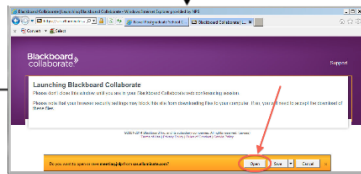
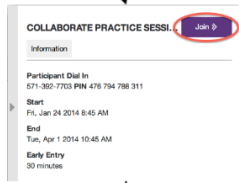
## Connecting to a Collaborate session with Windows

Link Directly to a Session with a URL

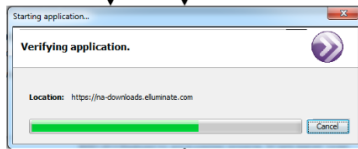
Connect to a Session through Sakai CLE



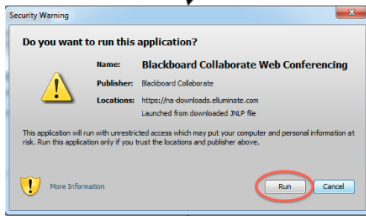
Select the Session title



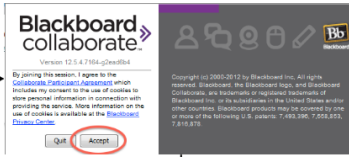
HTTP ERROR 401: UNAUTHORIZED  
Windows can't open the file



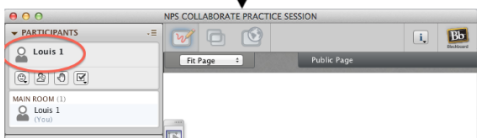
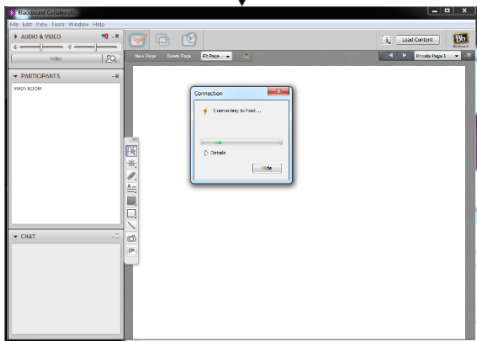
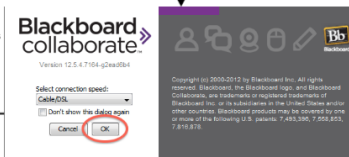
Unable to Launch Application



First Time Only



Cable/DSL Speed is typically good, change if your internet connection is different



AUDIO & VIDEO

Talk Video

CHAT - Supervised

- You joined the Main Room. (4:41 PM) -
- Your Chat permission has been enabled. (4:43 PM) -

The image shows a software interface window titled "AUDIO & VIDEO". At the top, there are icons for mute, video on/off, and a help icon. Below this is a section with "Talk" and "Video" buttons, and a microphone icon. The main area of the window is a chat window titled "CHAT - Supervised". It contains two messages: "- You joined the Main Room. (4:41 PM) -" and "- Your Chat permission has been enabled. (4:43 PM) -". To the right of the chat window is a vertical toolbar with icons for chat, mute, video, and other functions. The window has a standard OS title bar with minimize, maximize, and close buttons.